

### Features:

1. Ultra-wide input voltage range (100-1000VDC)
2. Size 92.3\*76.3\*60.5mm
3. No load power consumption < 0.06W
4. Protection type: short circuit/over temperature/over load/over voltage
5. Operating temperature range: -40°C to +70°C
6. 3000V isolation voltage
7. 100% high temperature burn-in and function test
8. 3 years warranty



Designed for Photovoltaic power generation, Renewable energy system, High voltage frequency conversion, Industrial control system, Semiconductor fabrication equipment, Electro-mechanical apparatus, DC bus centralized application, Energy storage system(ESS), Charging pile, Third rail.

### Selection Guide

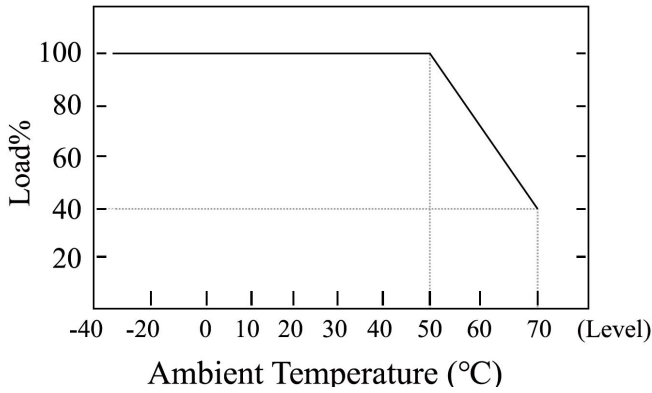
Model	Input Voltage	Rated Power (W)	Output Voltage (V)	Output Current (A)	Ripple & Noise (mVp-p)	Efficiency (%)
PV-DD60-600S12	600VDC (100-1000)	60	12	5	100	85
PV-DD60-600S15		60	15	3.33	100	85
PV-DD60-600S24		60	24	2.5	100	85

### Specifications

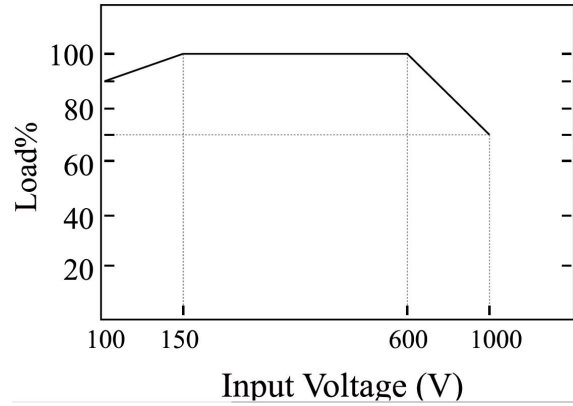
OUTPUT	Voltage Tolerance	±1.0%	12V: ±2.0%		
	Line Regulation	±1.0%			
	Load Regulation	±1.0%			
	Setup, Rise Time (Typ.)	2000ms, 50ms/600VDC at full load			
	Hold Up Time (Typ.)	5ms/600VDC at full load			
INPUT	Voltage Range	100-1000VDC			
	Nominal Voltage	600VDC			
	Current (Typ.)	0.12A/600VDC			
	Inrush Current (Typ.)	60A/600VDC			
	External Fuse Recommended	4A/1500V			
PROTECTION	Over Load	≥110% load, recovers automatically after fault condition is removed			
	Short Circuit	Hiccup mode, recovers automatically after fault condition is removed			
	Over Temperature	Output off			
	Over Voltage	Over voltage locking, power off and restart			
		Voltage	12VDC	15VDC	24VDC
Range	≤16VDC	≤18VDC	≤32VDC		
ENVIRONMENT	Working Temp.	-40°C to +70°C (Refer to "Derating curve")			
	Working Humidity	85%RH max			
	Storage Temp., Humidity	-40°C to +85°C, 10-95%RH			
	Temp. Coefficient	0.03%/ (0-50°C)			
	Vibration	10-500Hz, 2G, 10min./1cycle, 60min.each along X, Y, Z axes			
SAFETY & EMC (NOTE 3.)	Safety Standards	EN62368, EN60601, UL62368			
	Isolation Voltage	I/P-O/P: 3000VAC			
	Isolation Resistance	I/P-O/P: >100M Ohms/500VDC 25°C 70% RH			
	EMC Emission & Immunity	EN55011, EN55032 (CISPR32)			
	ESD	IEC/EN 61000-4-2 level 4 Contact ±8kV/Air ±15kV			
	RF	IEC/EN 61000-4-3			
	EFT	IEC/EN 61000-4-4 level 3 2kV			
	Surge	IEC/EN 61000-4-5 level 4 1kV/2kV			
OTHERS	MTBF	200K hrs min. MIL-HDBK-217F (25°C)			
	Dimension	92.3*76.3*60.5mm (L*W*H)			
	Weight	180g			
	Carton	360*300*250mm			
NOTE	<p>1. All parameters not specially mentioned are measured at nominal input, rated load and 25°C of ambient temperature.</p> <p>2. Ripple &amp; noise are measured at 20MHz of bandwidth by using a 12" twisted pair-wire terminated with a 0.1uF &amp; 47uF parallel capacitor.</p> <p>3. The power supply is considered as an independent unit, but the final equipment still need to re-confirm that the whole system complies with the EMC directives.</p>				

### Derating Curve

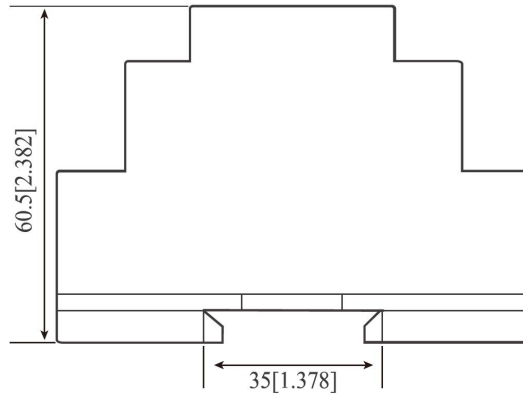
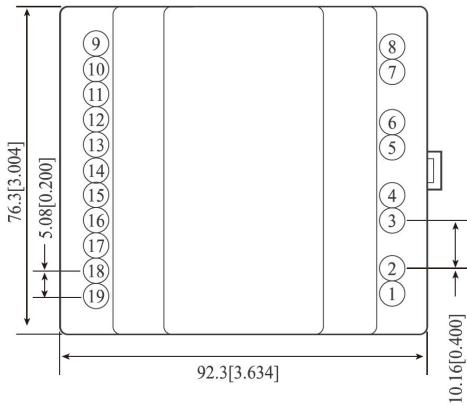
Temperature Derating Curve



Input Voltage Derating Curve



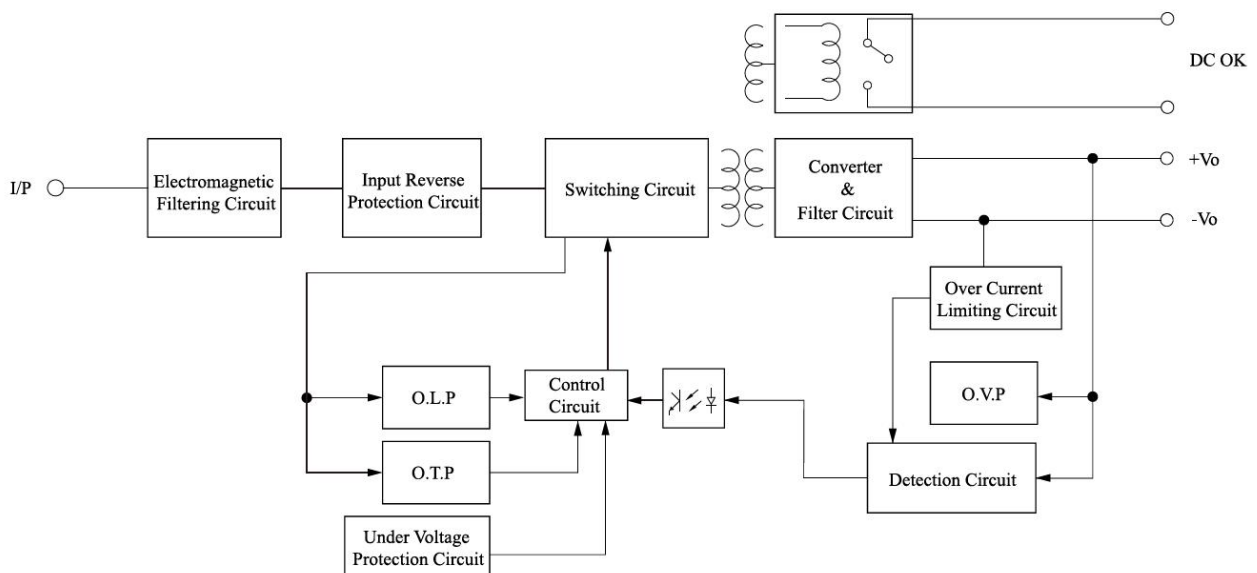
### Dimensions & Function



Pin	Function
1	-Vin
2	+Vin
3	FG
4-8	No Pin
9-10	+Vo
11-12	-Vo
13-19	No Pin

NOTE: Unit size: mm[inch] Unmarked tolerances: ±0.5mm

### Product Schematic



**Notes:**

1. If the product works under the minimum required load, it cannot guarantee that the performance of the product complies with all the performance indicators in this manual;
2. The maximum capacitive load is tested under the input voltage range and full load condition;
3. Unless otherwise stated, all indexes in this manual are measured at  $T_a=25^{\circ}\text{C}$ , humidity  $<75\%RH$ , nominal input voltage and rated output load;
4. All index testing methods in this manual are based on the enterprise standards of the company;
5. Our company can provide product customization, specific needs can directly contact our technical staff;
6. AMCHARD reserves the right to make changes to the product at any time without notice.

**GUANGZHOU AMCHARD-POWER TECHNOLOGY CO., LTD.**

[www.amchard-power.com](http://www.amchard-power.com)

Mail:[info@amchard-power.com](mailto:info@amchard-power.com)