

Features:

1. Ultra-wide input voltage range (300-1500VDC)
2. Size 50*125.1*110mm
3. DIN rail TS-35/7.5 or 15 mountable
4. Built-in DC OK relay contact
5. Built-in redundancy function (optional)
6. Protection type: short circuit/over temperature/over load/over voltage
7. Operating temperature range: -30°C to +70°C
8. 3000V isolation voltage
9. 100% high temperature burn-in and function test
10. 3 years warranty



3 years
Warranty

Designed for Photovoltaic power generation, Renewable energy system, High voltage frequency conversion, Industrial control system, Semiconductor fabrication equipment, Electro-mechanical apparatus, DC bus centralized application, Energy storage system(ESS), Charging pile, Third rail.

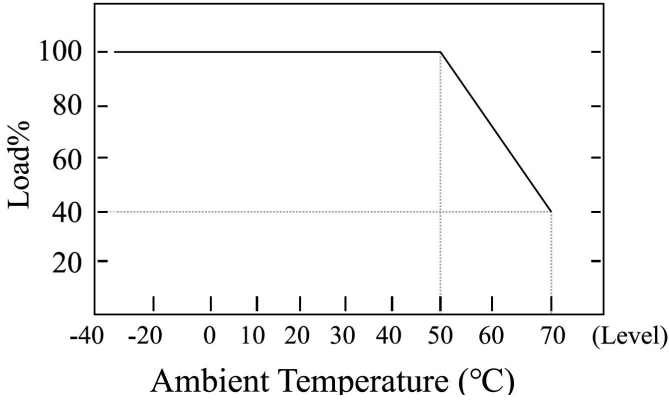
Model	Input Voltage	Rated Power (W)	Output Voltage (V)	Voltage Adjustable Range (V)	Output Current (A)	Ripple & Noise (mVp-p)	Efficiency (%)
PV-SDM240-900S12	900VDC (300-1500)	240	12	11-14	20	100	92
PV-SDM240-900S24		240	24	23-27	10	150	93
PV-SDM240-900S48		240	48	46-52	5	150	94

Specifications

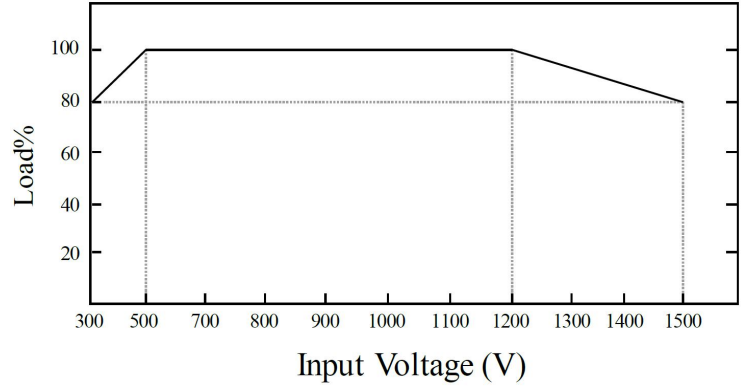
OUTPUT	Voltage Tolerance	±2.0%			
	Line Regulation	±1.0%			
	Load Regulation	±1.0%			
	Setup, Rise Time (Typ.)	3000ms, 100ms/900VDC at full load			
	Hold Up Time (Typ.)	30ms/900VDC at full load			
INPUT	Voltage Range	300-1500VDC			
	Nominal Voltage	900VDC			
	Power Factor	PF>0.95/900VAC at full load			
	Frequency	47-63Hz			
	External Fuse Recommended	T10A/250VAC			
PROTECTION	Over Load	≥110% load, recovers automatically after fault condition is removed			
	Short Circuit	Hiccup mode, recovers automatically after fault condition is removed			
	Over Temperature	Output off			
	Over Voltage	Voltage	12VDC	24VDC	48VDC
		Range	≤16VDC	≤30VDC	≤60VDC
ENVIRONMENT	Working Temp.	-30°C to +70°C (Refer to "Derating curve")			
	Working Humidity	20-95% RH			
	Storage Temp., Humidity	-40°C to +85°C, 10-95%RH			
	Temp. Coefficient	0.03%/ (0-50°C)			
	Vibration	10-500Hz, 2G, 10min./1cycle, 60min.each along X, Y, Z axes			
SAFETY & EMC (NOTE 3.)	Safety Standards	IEC/UL62368-1, GB4943.1-2011			
	Isolation Voltage	I/P-O/P: 3000VAC I/P-FG(CASE): 1500VAC O/P-FG(CASE): 500VAC			
	Isolation Resistance	I/P-O/P, I/P-FG, O/P-FG: >100M Ohms/500VDC 25°C 70% RH			
	EMC Emission & Immunity	EN55011, EN55032 (CISPR32) CLASS A			
	ESD	IEC/EN 61000-4-2 level 4 Contact ±8kV/Air ±15kV			
	RF	IEC/EN 61000-4-3 level 4			
	EFT	IEC/EN 61000-4-4 level 4 4kV			
	Surge	IEC/EN 61000-4-5 level 4 2kV			
OTHERS	MTBF	130K hrs min. MIL-HDBK-217F (25°C)			
	Dimension	50*125.1*110mm (W*H*D)			
	Weight	1000g			
	Carton	360*300*250mm			
NOTE	1. All parameters not specially mentioned are measured at nominal input, rated load and 25°C of ambient temperature.				
	2. Ripple & noise are measured at 20MHz of bandwidth by using a 12" twisted pair-wire terminated with a 0.1uF & 47uF parallel capacitor.				
	3. The power supply is considered as an independent unit, but the final equipment still need to re-confirm that the whole system complies with the EMC directives.				

Derating Curve

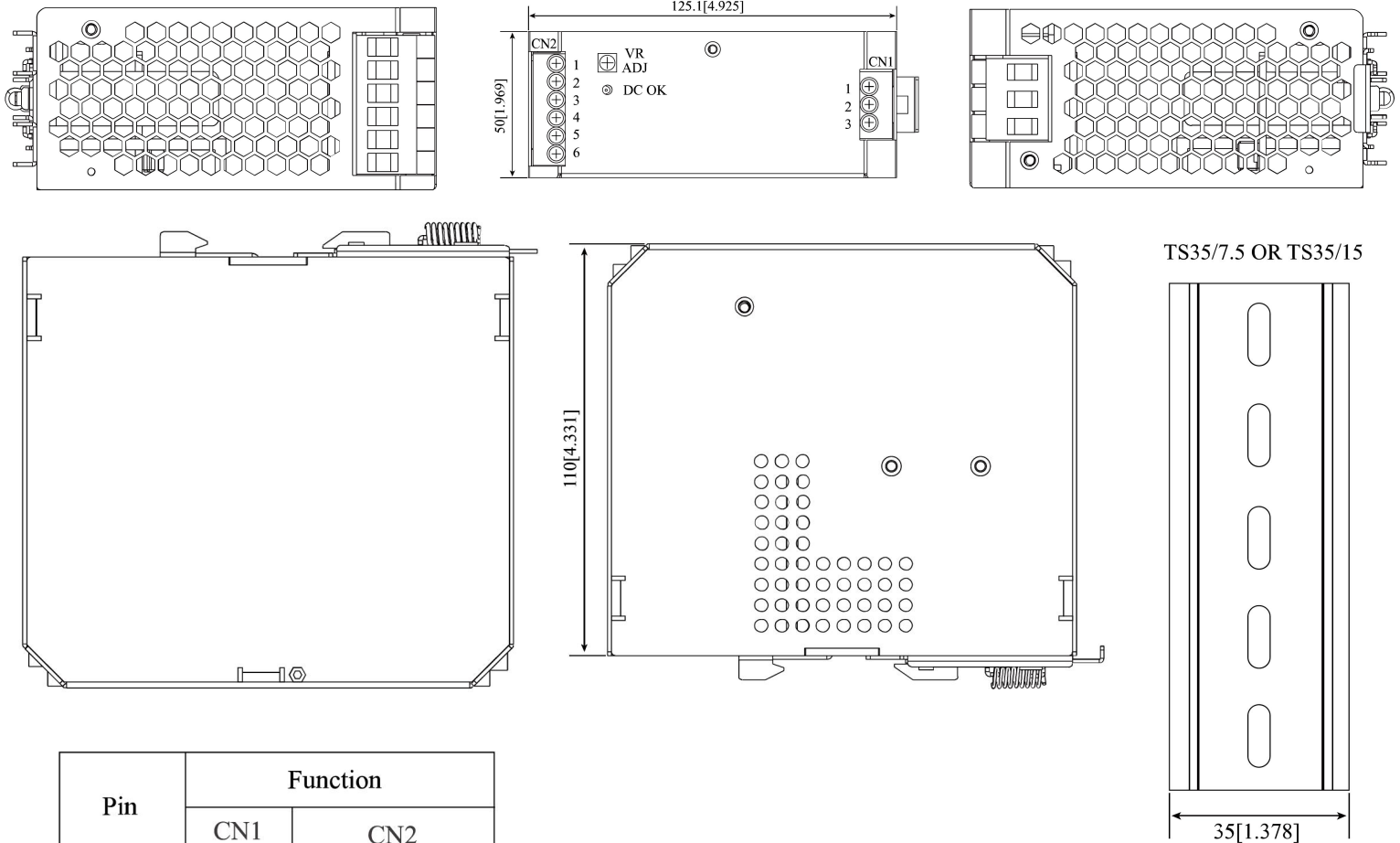
Temperature Derating Curve



Input Voltage Derating Curve

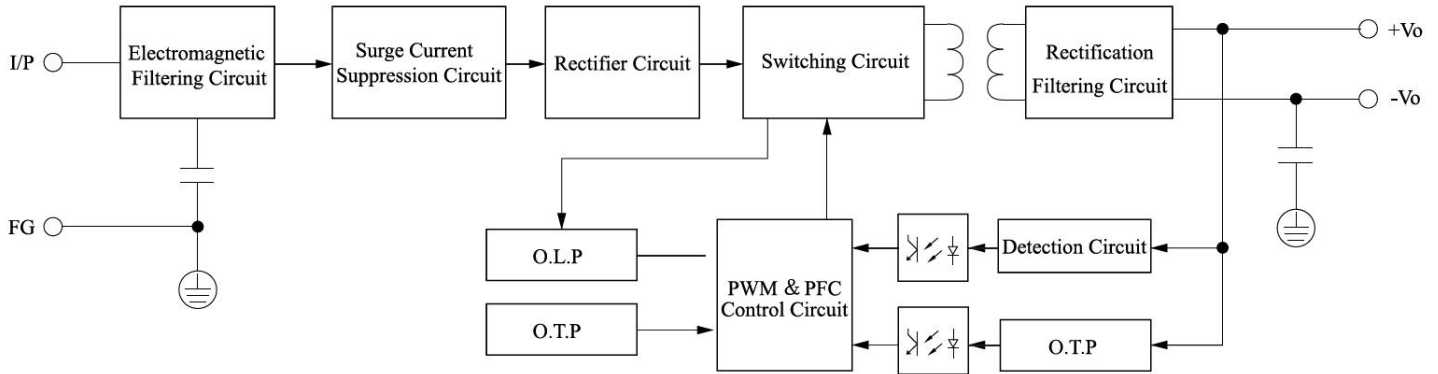


Dimensions & Function



Pin	Function	
	CN1	CN2
1	DC+	DC output +V
2	FG	DC output +V
3	DC-	DC output -V
4	/	DC output -V
5	/	relay contact
6	/	relay contact

Product Schematic



Notes:

1. If the product works under the minimum required load, it cannot guarantee that the performance of the product complies with all the performance indicators in this manual;
2. The maximum capacitive load is tested under the input voltage range and full load condition;
3. Unless otherwise stated, all indexes in this manual are measured at $T_a=25^{\circ}\text{C}$, humidity $<75\%\text{RH}$, nominal input voltage and rated output load;
4. All index testing methods in this manual are based on the enterprise standards of the company;
5. Our company can provide product customization, specific needs can directly contact our technical staff;
6. AMCHARD reserves the right to make changes to the product at any time without notice.

GUANGZHOU AMCHARD-POWER TECHNOLOGY CO., LTD.

www.amchard-power.com

Mail:info@amchard-power.com